

# Indices of Deprivation 2015 for Lower Super Output Areas in Shropshire: Education, Skills and Training Deprivation Domain

## About the Indices of Deprivation

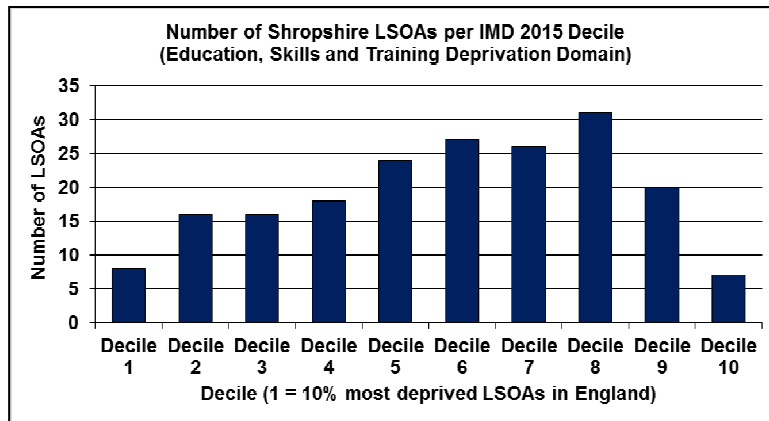
The English Indices of Deprivation 2015 [IMD 2015] data is provided by the Department for Communities and Local Government (© Crown Copyright 2016). It provides an indication of deprivation at Lower Super Output Area [LSOA] level, a small area statistical geography.

The Education, Skills and Training Deprivation Domain is one of several domains which focus on a particular type of deprivation. The scores from this domain contribute 13.5% towards the overall IMD 2015.

For the Education, Skills and Training Deprivation Domain, all of the 32,844 LSOAs in England have been given a national ranking, with 1 being the most deprived LSOA. The LSOAs have also been divided, based on their rankings, into ten groups or Deciles with Decile 1 containing the 10% most deprived LSOAs in England.

## Shropshire's LSOAs

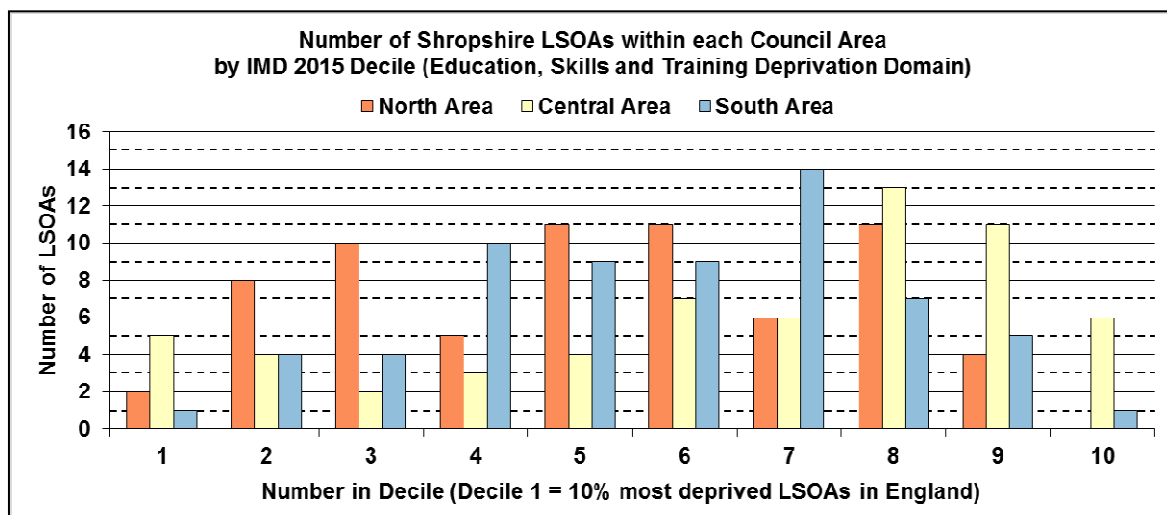
Shropshire Unitary Authority has LSOAs in all ten of the national Deciles, with 42.5% of LSOAs belonging to Deciles 1 to 5. As the chart below shows, 24 LSOAs fall within the 20% most deprived LSOAs for this domain in England, including 8 within the 10% most deprived LSOAs.



Source: IMD 2015, Department for Communities and Local Government, © Crown Copyright 2016.

## LSOAs within the Council Areas

Shropshire Unitary Authority can be divided into three areas (North, Central and South). Whilst each area contains a similar number of LSOAs (68 in North, 61 in Central and 64 in South) and all areas have LSOAs falling within a wide range of Deciles, the North Area has the largest number of LSOAs in the most education, skills and training deprived 50% of LSOAs nationally.



Source: IMD 2015, Department for Communities and Local Government, © Crown Copyright 2016.

### Most Deprived LSOAs in Shropshire

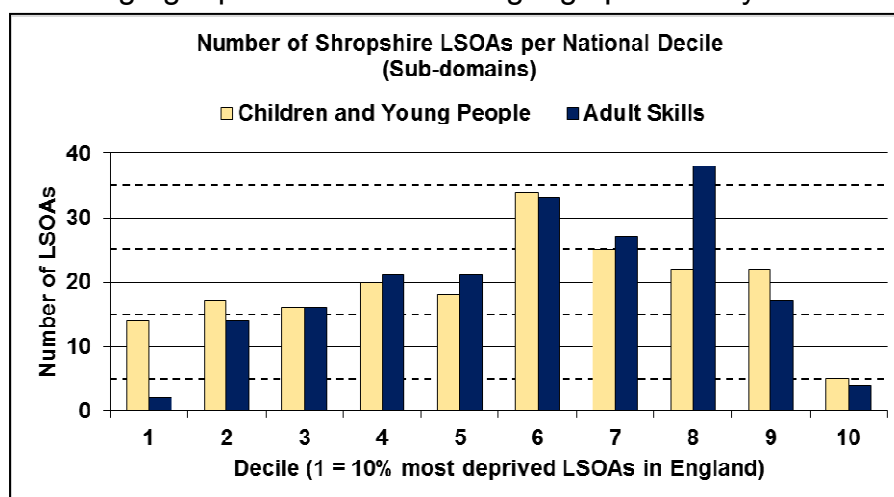
- Half of the LSOAs in the top 10 are located within Shrewsbury.
- The rest of the top ten contains LSOAs within Market Drayton, Ludlow, Oswestry, Craven Arms and Gobowen.
- The top three LSOAs in Shropshire, all within Shrewsbury, are ranked within the 5% most deprived LSOAs in England.

### Sub-domains

The Education, Skills and Training Deprivation Domain contains two sub-domains, Children and Young People and Adult Skills.

The largest influence over Shropshire's position in the LSOA rankings is the Children and Young People sub-domain, which measures educational attainment and progression. Fourteen LSOAs in Shropshire are ranked within the top 10% nationally, of which six are ranked within the top 5% nationally.

Two Shropshire LSOAs also appear in the top 10% most deprived for the Adult Skills sub-domain, which focuses on working age qualifications and language proficiency.



Source: IMD 2015, Department for Communities and Local Government, © Crown Copyright 2016.

Further information about the 30 most deprived LSOAs in Shropshire (for the overall national rankings, domains, sub-domains and supplementary indices) can be found on Shropshire Council's IMD webpage:

[http://www.shropshire.gov.uk/facts-and-figures/index-of-multiple-deprivation-\(imd\)/](http://www.shropshire.gov.uk/facts-and-figures/index-of-multiple-deprivation-(imd)/)

If you require any further information about the IMD 2015, or have any other research requests, please contact:

Performance, Intelligence and Policy Team,  
Commissioning Support,  
Shropshire Council,  
Shirehall,  
Abbey Foregate,  
Shrewsbury,  
Shropshire  
SY2 6ND

Email: [research@shropshire.gov.uk](mailto:research@shropshire.gov.uk)  
Web: [www.shropshire.gov.uk/facts-and-figures](http://www.shropshire.gov.uk/facts-and-figures)