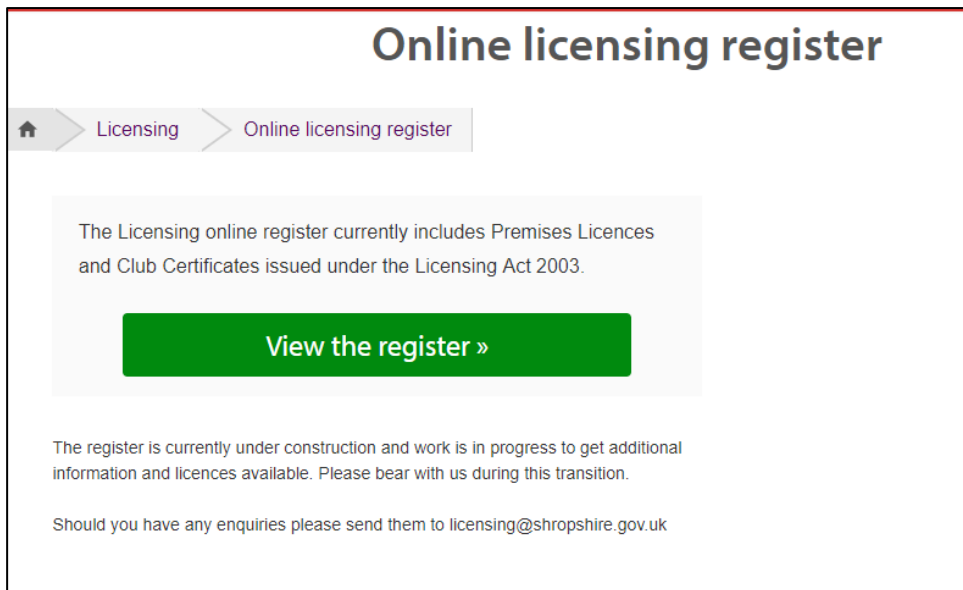
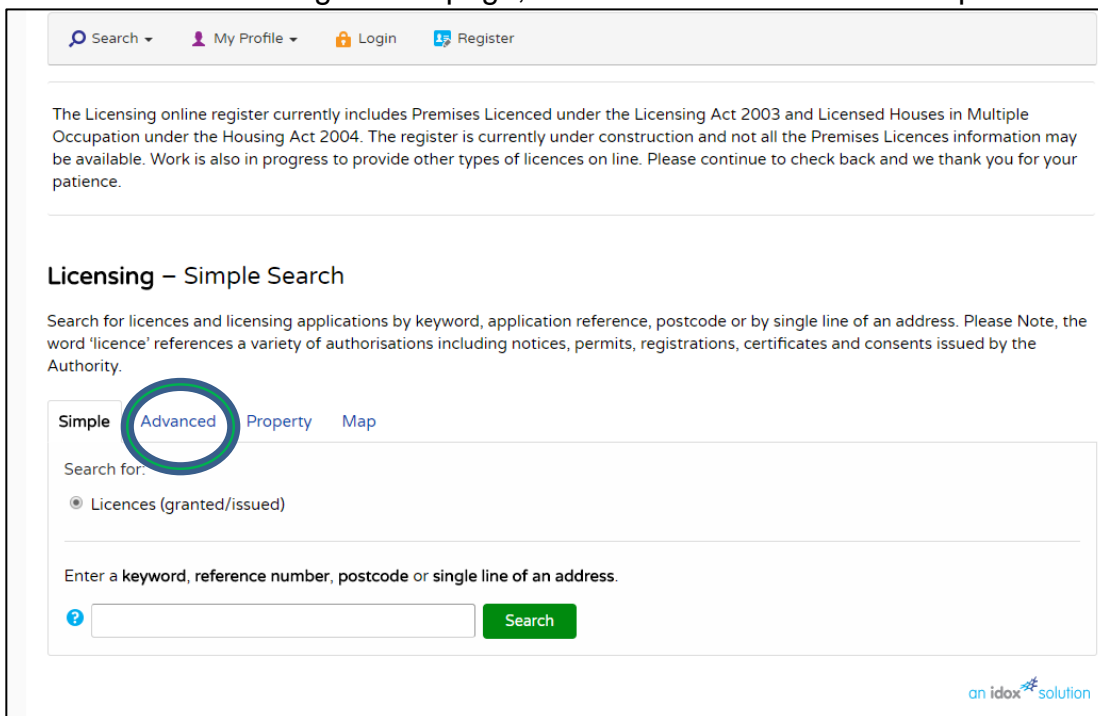


## HMO-Online Licencing Register:

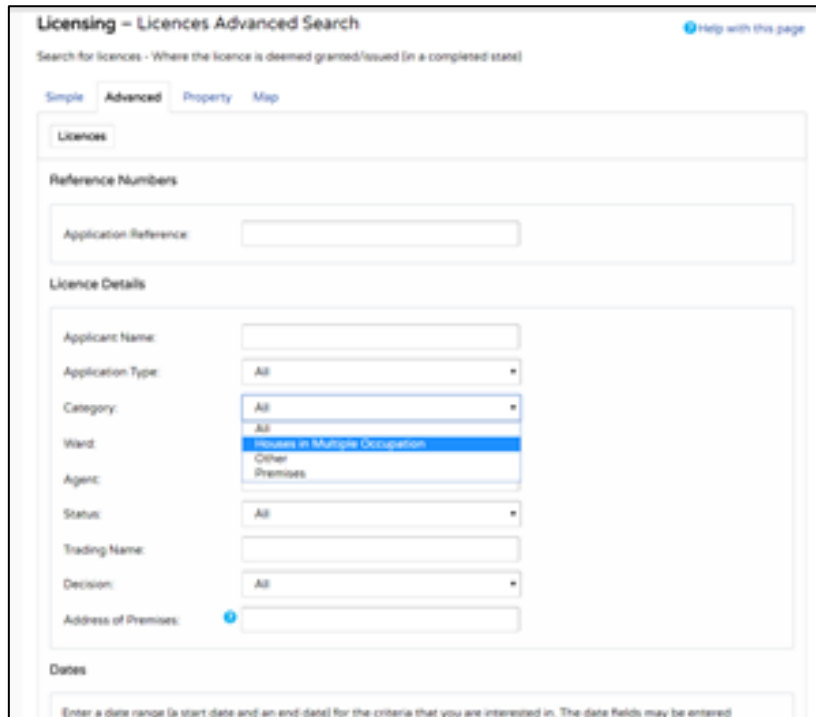
1. Follow the link (<https://www.shropshire.gov.uk/licensing/online-licensing-register/>) to reach the licencing register page.
2. Click the Large green button “View the register” on the webpage (example below):



3. Once on the licencing search page, select the advanced search Option:



- Once on the advanced page scroll down to Licence Details>Category. Change the category to “Houses in Multiple Occupation”



**Licensing – Licences Advanced Search** [Help with this page](#)

Search for licences - Where the licence is deemed granted/issued (in a completed state)

Simple **Advanced** Property Map

Licences

Reference Numbers

Application Reference:

Licence Details

Applicant Name:

Application Type: All

Category: All  
 All  
**Houses in Multiple Occupation**  
 Other  
 Premises

Ward:

Agent:

Status: All

Trading Name:

Decision: All

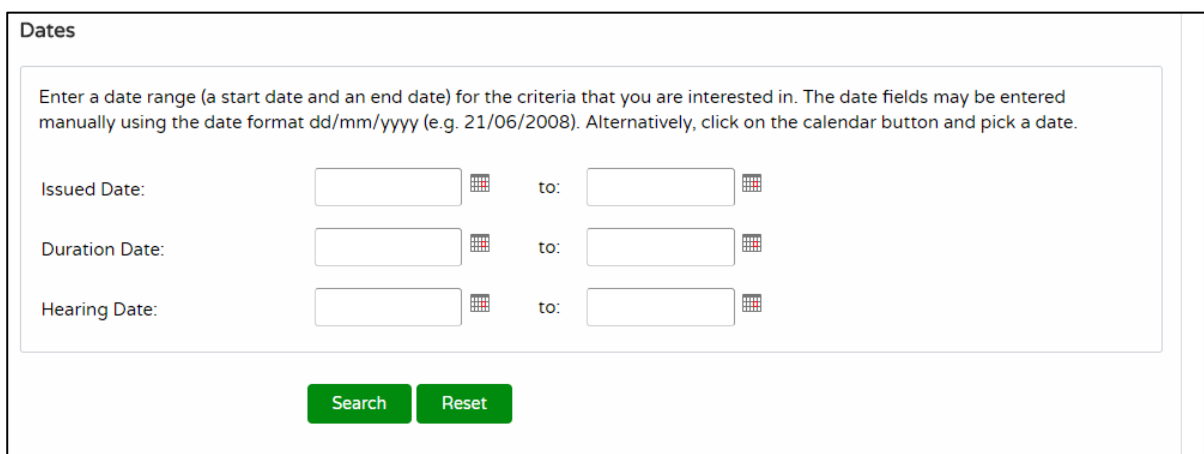
Address of Premises:

Dates

Enter a date range (a start date and an end date) for the criteria that you are interested in. The date fields may be entered



### 5. -Optional



If you want information for specified dated please input your parameters within the dates section. If not leave blank.





**Dates**

Enter a date range (a start date and an end date) for the criteria that you are interested in. The date fields may be entered manually using the date format dd/mm/yyyy (e.g. 21/06/2008). Alternatively, click on the calendar button and pick a date.

Issued Date:   to:  

Duration Date:   to:  

Hearing Date:   to:  

**Search** **Reset**

- Finally click the green search button at the bottom of the page. This will load the register and HMO's and licences you have searched for. If left dates (step 5) are blank all the valid issued licences in Shropshire will show.

**End.**